

2024-2025

# FACTBOOK



**NORMANDALE**  
COMMUNITY COLLEGE



# Normandale Community College

## TABLE OF CONTENTS

Table of Contents .....	1
About the Institution .....	2
Quick Facts .....	3
Mission, Vision and Values .....	4
Programs of Study .....	5
<b>ENROLLMENT</b>	
Fiscal Year Enrollment Trends .....	6
Enrollment by Delivery Method.....	7
High School Enrollment.....	8
<b>DEMOGRAPHICS</b>	
Student Demographics .....	9
Demographic Enrollment Trends .....	10
Enrollment by Minnesota County.....	11
Feeder High School and Cities.....	12
International Students .....	13
<b>PERSISTENCE AND COMPLETION</b>	
National Comparison .....	14
System Comparison .....	15-16
Students of Color .....	17
<b>AWARDS</b>	
Declared Majors .....	18
Degrees and Certificates .....	19-21
Transfer Institutions .....	22
Bachelor’s Attainment.....	23

# 2024-2025 Normandale Fact Book

Prepared by Institutional Research

research@normandale.edu

The Normandale Fact Book is published annually. Print copies are available on request. The Fact Book is also available in alternate media upon request. For details, contact the Office for Students with Disabilities at [osd@normandale.edu](mailto:osd@normandale.edu) or 952-358-8625.

## About Us

Normandale Community College was founded in 1968 and is the largest college and second largest undergraduate institution in the Minnesota State Colleges and Universities system. In fiscal year 2024, Normandale served almost 15,000 students in our for-credit courses and awarded more than 1,200 degrees and certificates in more than 60 programs of study.

## Liberal Arts, Health Sciences & More

In addition to a comprehensive liberal arts curriculum, we offer a wide array of health sciences programs, continuing education and customized training, specialized technical programs, and a host of educational options for high school students.

## Continuing Education and Customized Training (CECT)

Normandale offers credit and non-credit courses to the community for professional growth and personal enrichment. Whole programs are designed around topics such as healthcare, data analytics, project and change management, and language and culture. For a complete list of offerings, visit <http://www.normandale.edu/continuing-education>.

## Notes

Reported data comes from the Minnesota State Colleges and Universities system's databases and other sources and is the most current, publicly available data at the time of publishing. Due to occasional updates to these sources, some discrepancies may exist when compared to other reports or previous Fact Books.

Many outcomes are measured in different ways by different groups. For example the federal government (National Center for Education Statistics) and the Minnesota State system track different groups of students when they calculate completion rates. This means that direct comparisons between metrics from different sources are not always appropriate.

## Acknowledgements

A big thank you goes to Mary Solverson, Jennifer Lefler, and Steven Geller for their invaluable assistance during the Fact Book preparation process.

If you are looking for previously published information and/or have suggestions for future improvements, please let us know at [research@normandale.edu](mailto:research@normandale.edu).

# QUICK FACTS



# 1,279

## Degrees & Certificates

awarded 2023-2024

General AA is the biggest degree (672 Awards)

63% of graduates continue their education within one year

The University of Minnesota Twin Cities is the **biggest transfer destination** (25% of transfers to 4-year Institutions)

Normandale Community College was founded in 1968 and is the LARGEST COLLEGE and second largest undergraduate institution overall in the Minnesota State Colleges and Universities system.

- ▶ **14,825** credit students in 2023-24
  - **8,526** degree seeking students
  - **4,028** high school students
  - **2,271** other/visiting students




### Tuition & Fees 2023-24

Normandale	\$ 6,321
U of M - Twin Cities	\$ 16,488
MN Private Non-profits	\$ 35,165

**296** Faculty Members  
Student to Faculty Ratio **27:1**

Nearly **3/4** of degree-seeking undergraduates **come from underrepresented groups** (low-income, first generation, and/or students of color)

Our **top five feeder high schools**



# Our Mission, Vision and Values

## Normandale's Mission:

- to cultivate a welcoming college community
- to foster every student's talents
- to build an equitable world

## Normandale's Vision:

Limitless human potential realized.

## Normandale's Core Values:

### Caring

We cultivate a college community where people feel a sense of belonging and connectedness. We recognize that people learn and work better when their needs are met and they feel safe. We have the courage to communicate with compassionate candor. We are a community of kindness and respect.

### Curiosity

We nurture curious minds in our students and in our employees. We are genuinely curious about one another. Curiosity fuels our pursuit of learning and inspires us to find better ways of doing things. It drives us to ask good questions and to seek information to answer them. We are a community of curious people.

### Commitment

We work hard to achieve our mission and goals. We dedicate ourselves to meeting all our students where they are and helping them pursue their aspirations. We are conscientious stewards of the college's resources. We are a community that expects a lot of ourselves and takes pride and joy in our work.

## Normandale's Big 3 Goals:

1. Achieve racial equity in educational outcomes by 2025.
2. Achieve Associate Degree completion or baccalaureate transfer rate of 50% or better for degree seeking students by 2030
3. Support and sustain a pervasive college culture that is culturally responsive and service oriented.

## Our Accreditors

Normandale Community College is accredited by the Higher Learning Commission, 230 South LaSalle Street, Suite 7-500, Chicago, IL 60604; 800-621-7440.

Individual program accreditations include:

- American Dental Association Commission
- National Association of Schools of Art and Design
- National Association of Schools of Music
- National Association of Schools of Theatre
- Accreditation Commission for Education in Nursing

Normandale is a member of Minnesota State, which includes 26 community and technical colleges and seven state universities serving approximately 270,000 students. It is the fourth-largest system of two-year colleges and four-year universities in the United States.



# Programs of Study

## (TP) INDICATES A (TRANSFER PATHWAY) PROGRAM

Transfer Pathways make it easy to complete a specific associate degree at a Minnesota State college and transfer to a Minnesota State university to earn a bachelor's degree. For more information see <https://www.minnstate.edu/admissions/transfer/transfer-pathways.html>.

### ASSOCIATE OF ARTS (AA)

Liberal Education

(AA with emphasis also offered in the programs listed below)

Anthropology

Archaeology

Art

Geography

Philosophy

Physics

Women's Studies

World Languages and Cultures:  
French/German

Communication (TP)

Economics (TP)

English (TP)

Geography

History (TP)

Mathematics (TP)

Political Science (TP)

Psychology (TP)

Sociology (TP)

Spanish (TP)

### ASSOCIATE OF FINE ARTS (AFA)

Art (TP)

Creative Writing

Music

Theatre Performance (TP)

Theatre Production and Design (TP)

### ASSOCIATE OF SCIENCE (AS)

Accounting (TP)

Biology (TP)

Business (TP)

Chemistry (TP)

Computer Science (TP)

Criminal Justice (TP)

Data Analytics

Dental Hygiene

Elementary Education Foundations (TP)

Engineering Broad Field

Exercise Science (TP)

Food Science

Health Sciences Broad Field

Individualized Studies

Professional Nursing

Peace Officer/ Public Safety (TP)

Public Health

Special Education Foundations (TP)

### ASSOCIATE OF APPLIED SCIENCE (AAS)

Business: Marketing & Management

Business Software and Administrative Management

Computer Technology

Healthcare Systems Technology

Hospitality and Tourism Management

Vacuum and Thin Film Technology

### CERTIFICATE PROGRAMS

Accounting

Business Software and Administrative Management

Community Health Worker/Navigator

Computer Technology

Creative Writing

Exercise Specialist

Family Studies

Field Archeology

Food and Beverage Management

Global Studies

Hotel Operations Management

Human Resource Management

International Experience

Management

Marketing

Nursing Assistant

Peace Officer

Religious Studies

Small Business Management

Spanish

Sustainable Tourism Management

Vacuum Maintenance Technician

Vacuum Technology

# ENROLLMENT



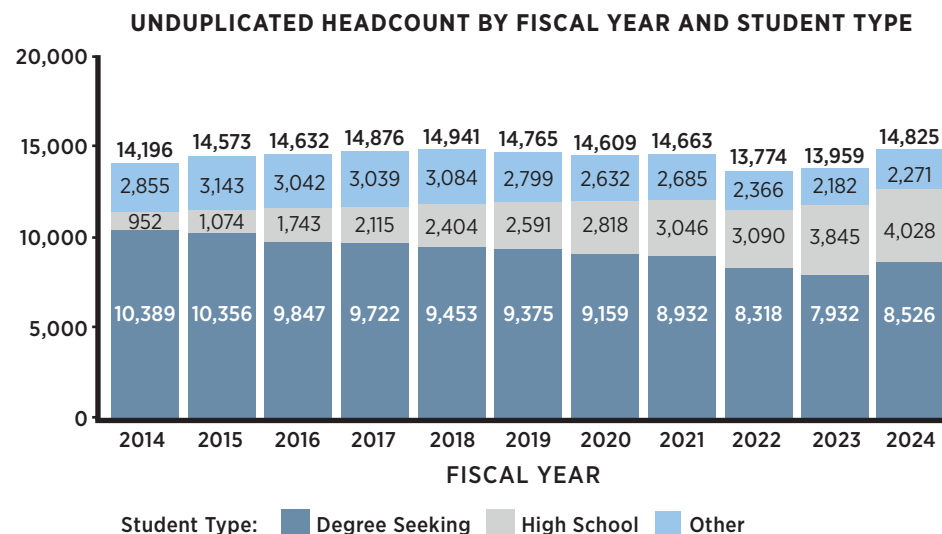
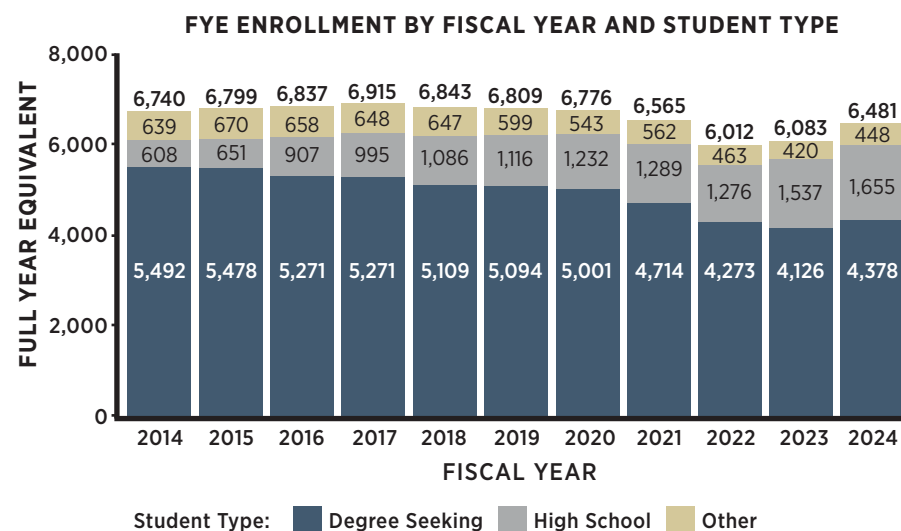


# Fiscal Year Enrollment Trends

## DEFINITIONS:

**Full-year equivalent (FYE)** - total credit hours over a fiscal year divided by 30.

**Unduplicated headcount** - Count of unique students per time period. In this case, per fiscal year.



# Enrollment by Delivery Method

## DEFINITIONS:

**Hybrid** - blends online and face-to-face delivery, resulting in reduced classroom time but more than two face-to-face meetings per term.

**In Person** - course delivery takes place face-to-face.

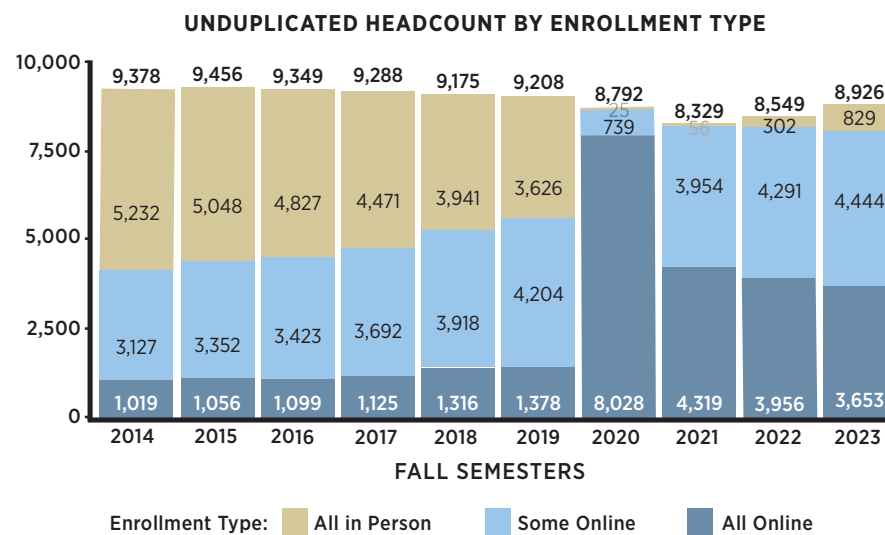
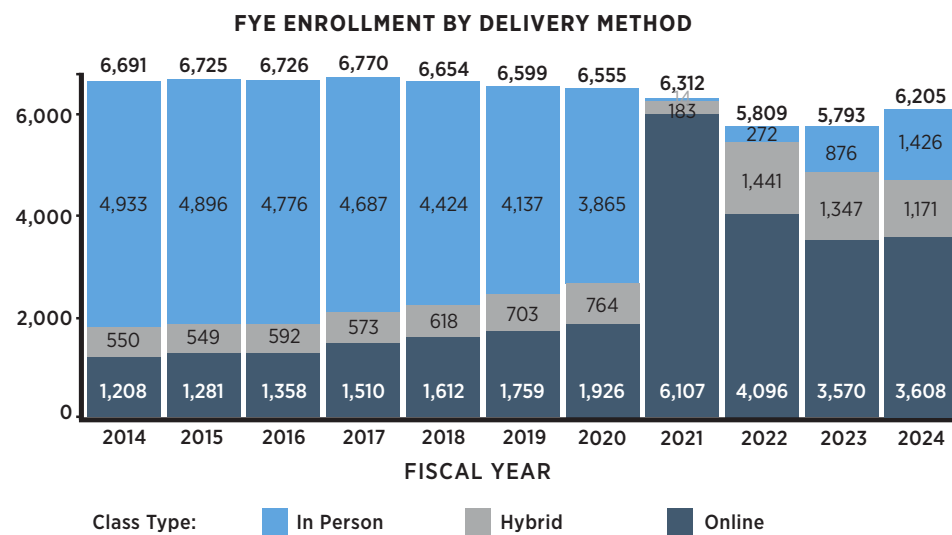
**Online** - course delivery is entirely or predominantly online; one to two activities may occur face-to-face.

**All In Person** - student was enrolled only in in-person classes (excludes hybrid classes).

**All Online** - student was enrolled only in online classes (excludes hybrid classes).

**Some Online** - student was enrolled only in a mix of online and in-person and/or hybrid classes.

**Note:** These counts exclude CECT and Concurrent Enrollment courses (courses convened at the high school).



# High School Enrollment

## DEFINITIONS:

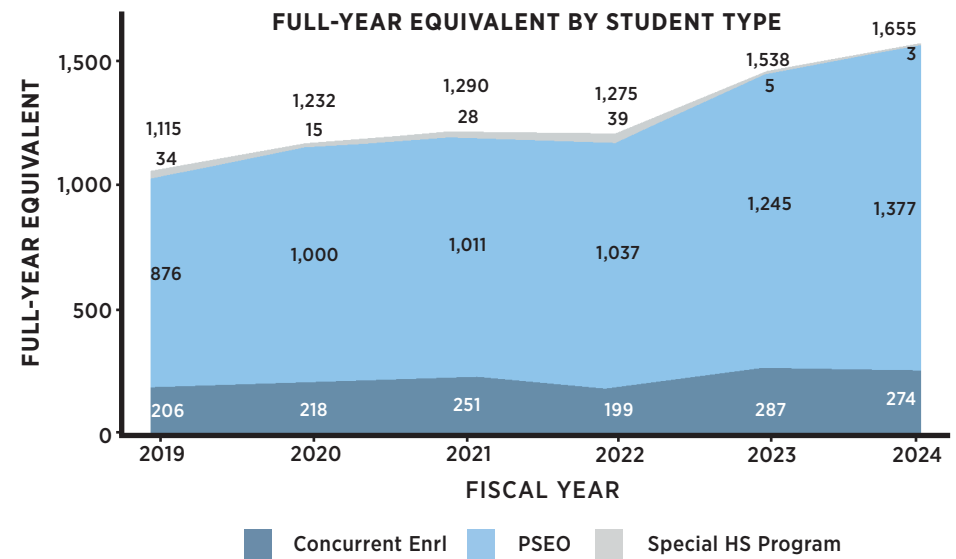
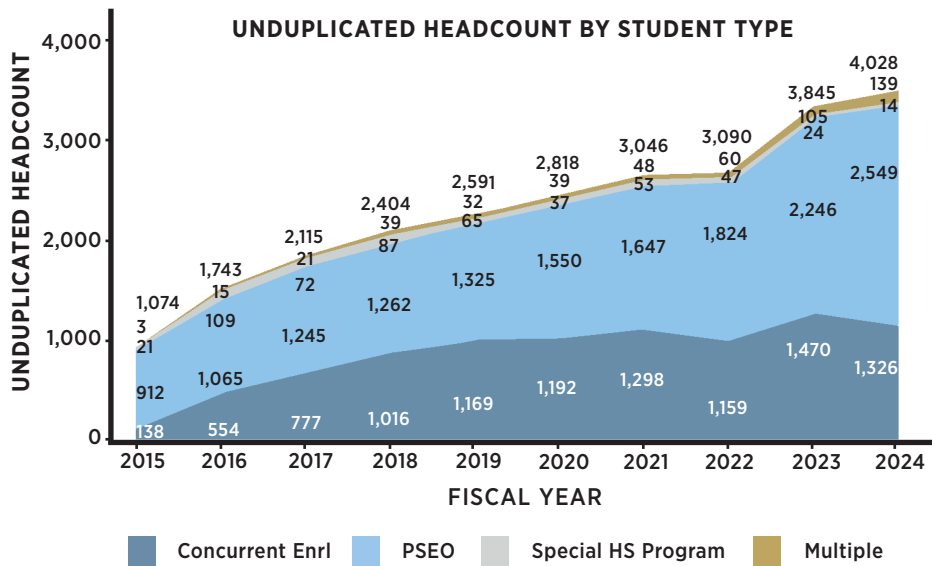
**Unduplicated headcount:** a count of unique students per time period. In this case, per fiscal year.

**Full-year equivalent (FYE):** the sum of all student credit hours over a fiscal year divided by 30.

**Concurrent Enrollment:** High school students taking courses in the high school from high school instructors who are supported by a Normandale faculty member.

**Post-secondary Education Option (PSEO):** High school students taking regular courses at Normandale.

**Special High School Programs:** High school students enrolled in programs like Dimensions Academy or the Bloomington Career and College Academy.



**Notes:** The “Multiple” category indicates that the student was enrolled as two or more different high school Student Types within the fiscal year.

# — DEMOGRAPHICS





# Student Demographics

## Fall 2024

Unduplicated Headcount and Percent of Total by Demographic Breakout, Fall 30th Day

BREAKOUT	COUNT	PERCENT OF TOTAL
<b>ADMIT STATUS</b>		
Degree Seeking Undergraduate	7,113	64%
High School student	3,384	30%
Other Undergraduate	672	6%
<b>NEW AND CONTINUING*</b>		
New	5,747	51%
Continuing	5,421	49%
<b>STUDENT LOAD</b>		
Full-time	3,771	34%
Part-time	7,397	66%
<b>RACE/ETHNICITY</b>		
American Indian or Alaska Native	32	<1%
Asian	931	8%
Black or African American	2,744	25%
Hispanic of any race	1,381	12%
Native Hawaiian or Other Pacific Islander	8	<1%
Two or more races	586	5%
U.S. Nonresident	168	2%
Unknown	441	4%
White	4,877	44%
<b>GENDER</b>		
Female	6,444	58%
Male	4,537	41%
Unknown	187	2%
<b>AGE</b>		
18 or less	4,651	42%
19 - 20	2,343	21%
21 - 24	2,080	19%
25 - 34	1,371	12%
35 - 44	420	4%
45 - 54	132	1%
55 or greater	121	1%
Unknown	50	<1%

BREAKOUT	COUNT	PERCENT OF TOTAL
<b>UNDERREPRESENTED*</b>		
Yes	5,328	75%
No	634	9%
Unknown	1,151	16%
<b>FIRST GENERATION (MN)</b>		
Yes	2,712	24%
No	7,513	67%
Unknown	943	8%
<b>PELL ELIGIBLE*</b>		
Yes	3,671	52%
No	1,363	19%
Unknown	2,079	29%
<b>STUDENT OF COLOR</b>		
Yes	5,682	51%
No	5,045	45%
Unknown	441	4%
<b>TOTAL COUNT</b>	<b>11,169</b>	<b>100%</b>

\*Underrepresented and Pell Eligible status are only applicable for degree-seeking undergraduates; high school and other undergraduate students are not included in these figures. Additionally, students with an unknown new/continuing status are not included.

### DEFINITIONS

**Full-time student** - A student taking 12 credits or more during a term.

**Underrepresented student** - A student is considered underrepresented if they fall into any one of the following categories: first generation (Minnesota definition) college students, students of color, or eligible for a Pell grant.

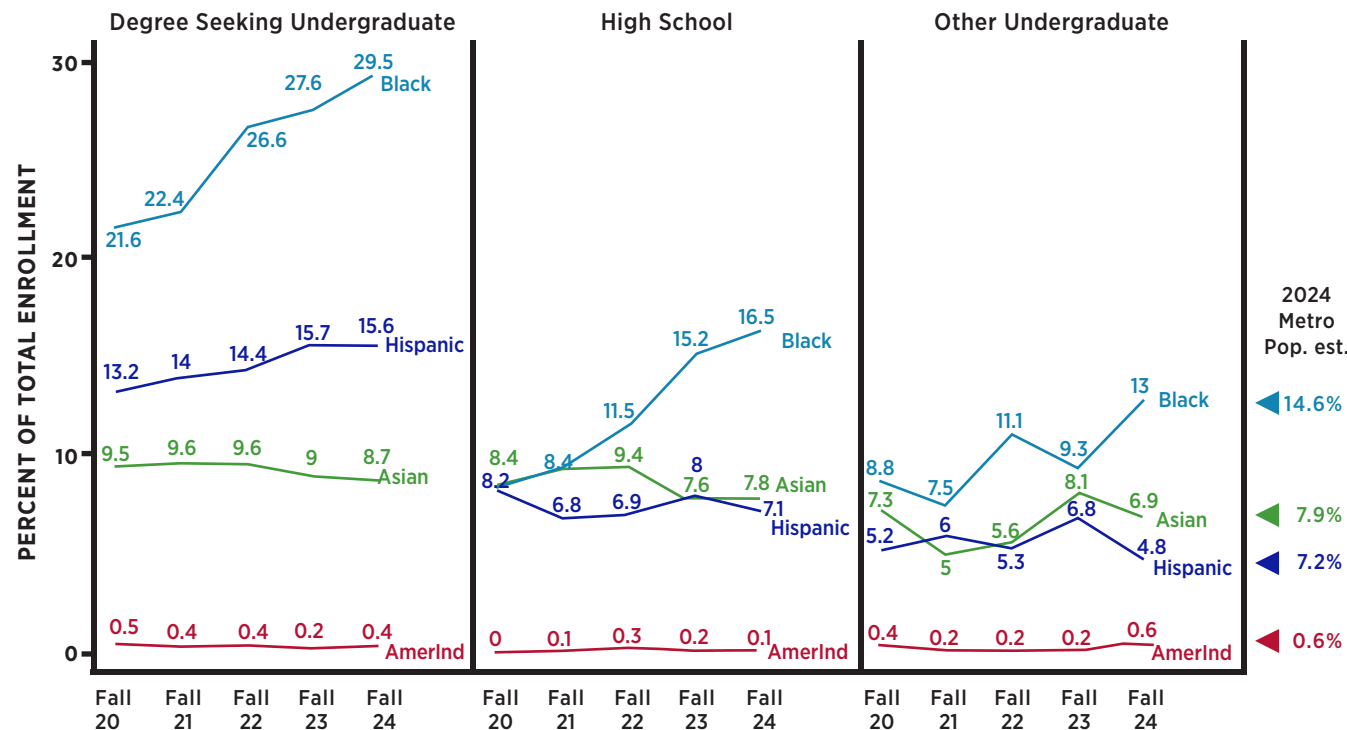
**First generation student** - A student is first generation if neither of their parents completed any postsecondary education. This corresponds to the Minnesota definition.

**Pell Eligible** - A student who is eligible for the Pell Grant, a federal need-based grant. This is used as a proxy for income level; students who are eligible for a Pell Grant are considered "low income."

# Demographic Trends

## FALL ENROLLMENT TRENDS FOR SELECTED RACES AND ETHNICITIES

**Note:** Triangles at right mark the percent of total population for demographic groups, based on Minnesota State Demographer projections for 2024 for the Twin Cities metro area.

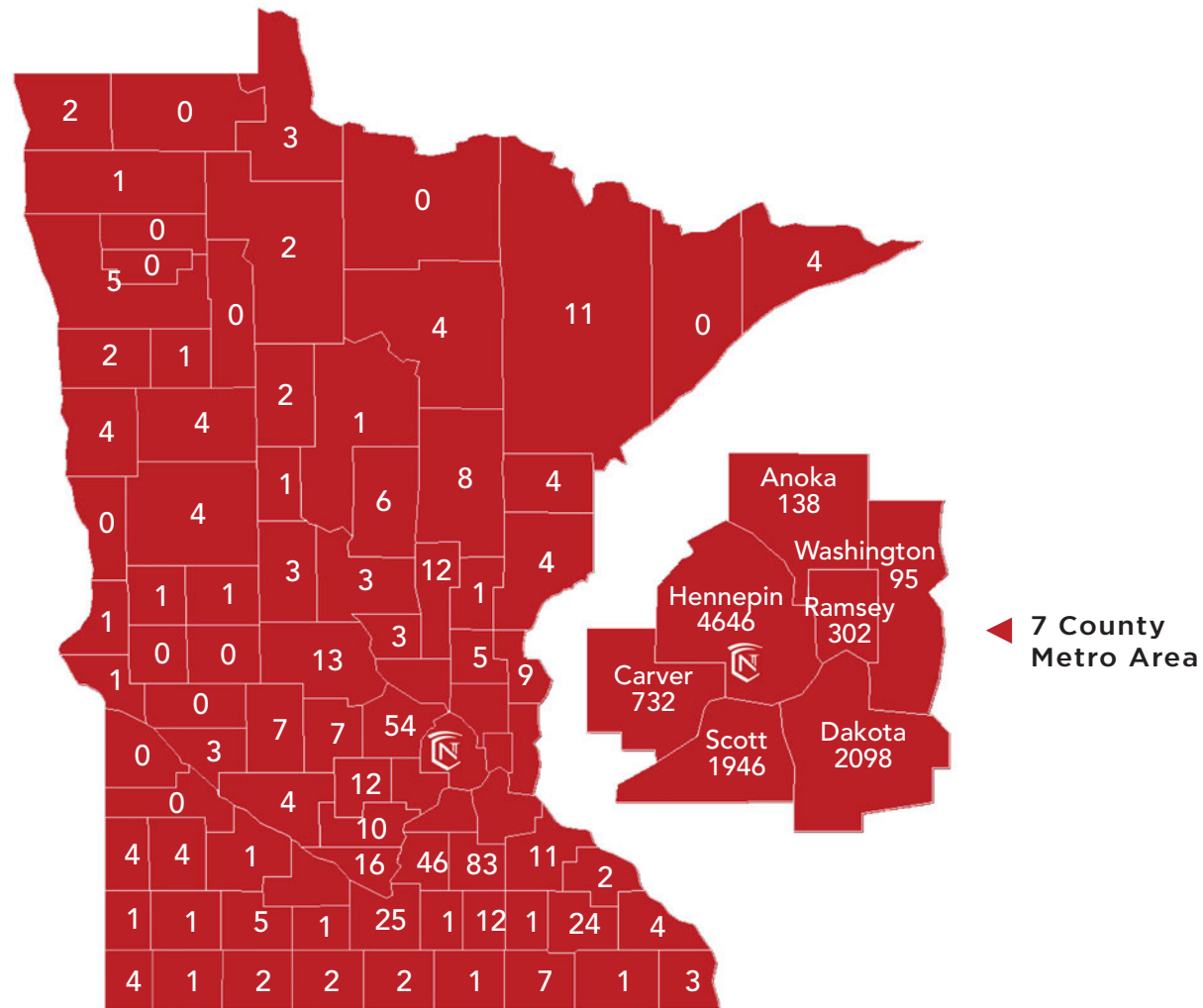


## FALL ENROLLMENT TOTALS BY RACE AND ETHNICITY

RACE/ETHNICITY	2020	2021	2022	2023	2024	2020	2021	2022	2023	2024
American Indian or Alaska Native	40	27	34	21	32	<1%	<1%	<1%	<1%	<1%
Asian	864	827	873	829	931	9%	9%	9%	9%	8%
Black or African American	1,682	1,638	1,986	2,196	2,744	18%	18%	21%	23%	25%
Hispanic of any race	1,099	1,050	1,089	1,242	1,381	12%	12%	12%	13%	12%
Native Hawaiian or Other Pacific Islander	11	12	7	6	8	<1%	<1%	<1%	<1%	<1%
U.S. Nonresident	79	92	86	102	168	1%	1%	1%	1%	2%
Two or more races	486	457	454	511	586	5%	5%	5%	5%	5%
White	5,027	4,596	4,590	4,428	4,877	53%	51%	49%	46%	44%
Unknown race and ethnicity	250	245	300	385	442	3%	3%	3%	4%	4%
<b>TOTAL</b>	<b>9,538</b>	<b>8,944</b>	<b>9,419</b>	<b>9,720</b>	<b>11,169</b>	<b>100%</b>	<b>100%</b>	<b>100%</b>	<b>100%</b>	<b>100%</b>

# Student Residence

ENROLLMENT BY MINNESOTA COUNTY, FALL 2024



# Feeder High Schools and Cities

## BASED ON FALL 2024 ENROLLMENT

### Top 25 High Schools (New Students)

New degree seeking undergraduates (regular and transfer-in).

HIGH SCHOOL	STUDENTS	% OF TOTAL
Shakopee Sr Hs	136	5%
Burnsville Sr Hs	128	5%
Eden Prairie Hs	101	4%
John F Kennedy Sr Hs	96	4%
Prior Lake Hs	88	3%
Thomas Jefferson Sr Hs	76	3%
Apple Valley Hs	68	2%
Edina Hs	67	2%
Lakeville South Hs	61	2%
Richfield Sr Hs	59	2%
Minnetonka Hs	57	2%
Hopkins Hs	56	2%
Lakeville North Sr Hs	56	2%
Eastview Hs	51	2%
Chaska Hs	50	2%
Other - GED	46	2%
Wayzata Hs	37	1%
Chanhassen Hs	34	1%
Rosemount Hs	32	1%
Saint Louis Park Hs	28	1%

### Top 25 Cities (All Students)

All students enrolled in fall 2024 with a valid address.

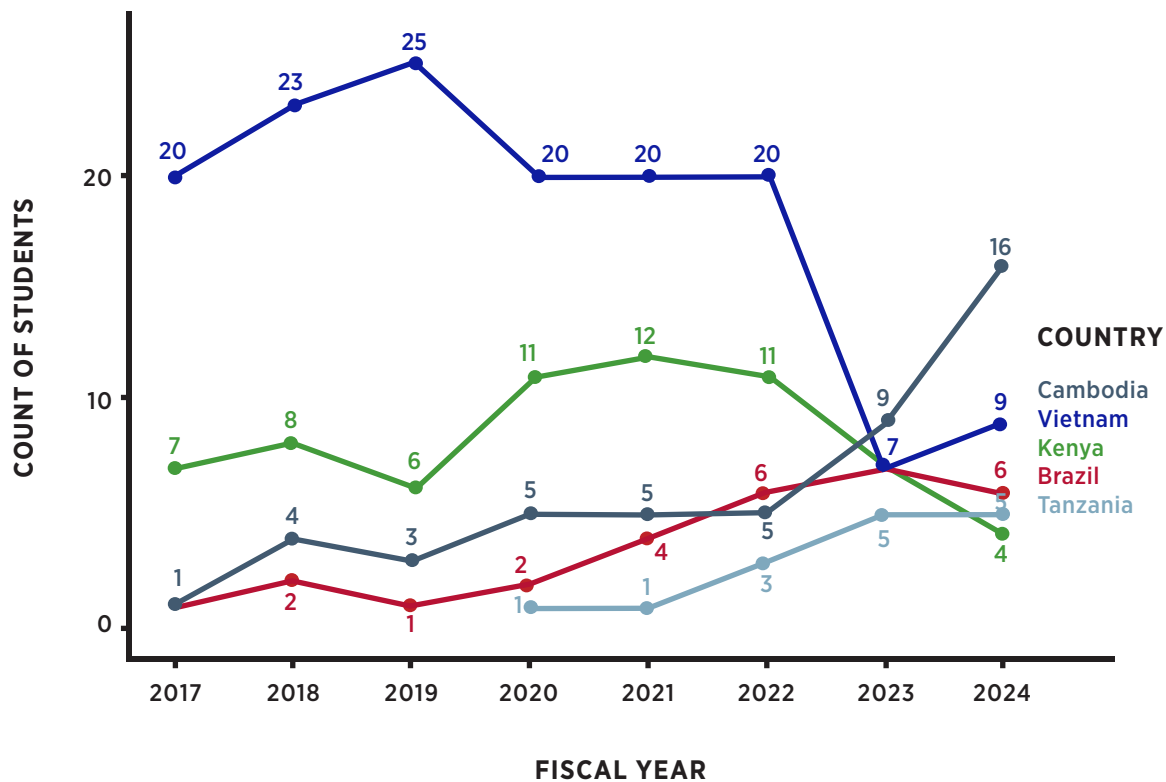
CITY	STUDENTS	% OF TOTAL
Minneapolis	1,110	10%
Bloomington	1,030	9%
Shakopee	794	7%
Burnsville	633	6%
Eden Prairie	589	5%
Lakeville	583	5%
Prior Lake	481	4%
Savage	452	4%
Apple Valley	334	3%
Richfield	299	3%
Chaska	287	3%
Eagan	244	2%
Edina	230	2%
Minnetonka	215	2%
Plymouth	202	2%
Farmington	198	2%
Saint Paul	152	1%
Chanhassen	142	1%
Hopkins	137	1%
Jordan	121	1%



# International Students

- Citizens of a foreign country who intend to study in the United States must hold a temporary, non-immigrant student visa (type F).
- In fiscal year 2024, 110 international students attended Normandale, representing 46 countries.

## TOP 5 COUNTRIES OF RESIDENCE FOR INTERNATIONAL STUDENTS



# PERSISTENCE AND COMPLETION



# Persistence and Completion

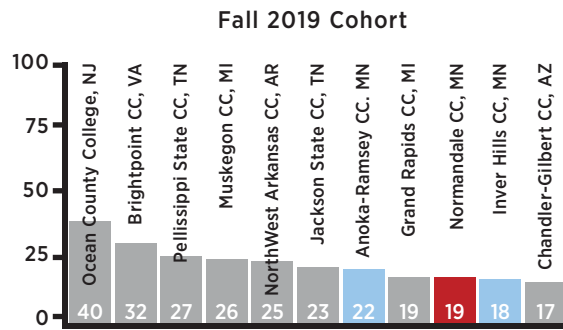
## NATIONAL COMPARISON

These plots show retention and graduation rates for first-time college students from a national comparison group that shares key characteristics with Normandale. Data come from the Integrated Post-Secondary Education Data System (IPEDS). Two Minnesota State colleges are included in the group and are highlighted in blue.


- **Graduation rate:** the number of completers (unduplicated) of associate and certificate programs within 150% time-to-degree (e.g., 3 years for an associate degree) out of fall cohorts of first-time, full-time degree seeking undergraduates.

- **Retention rate:** the number of degree seeking undergraduates from the prior fall cohort (full- or part-time, as indicated) who are still enrolled in the institution or have completed their program of study.

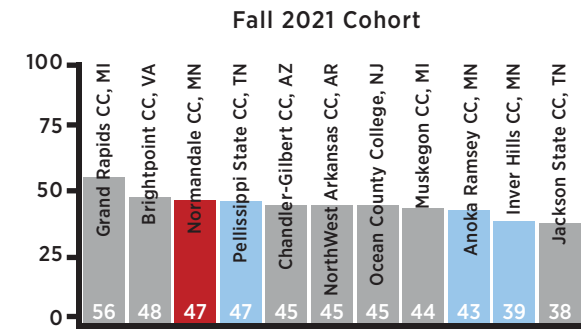
150% TIME (3 YEAR) GRADUATION RATE FOR FIRST-TIME, FULL-TIME STUDENTS



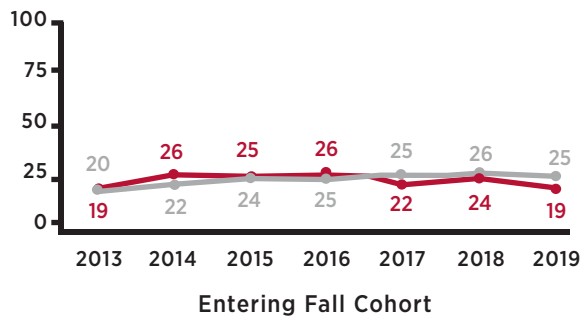
FIRST FALL TO SECOND FALL RETENTION RATE FOR FIRST-TIME, FULL-TIME STUDENTS



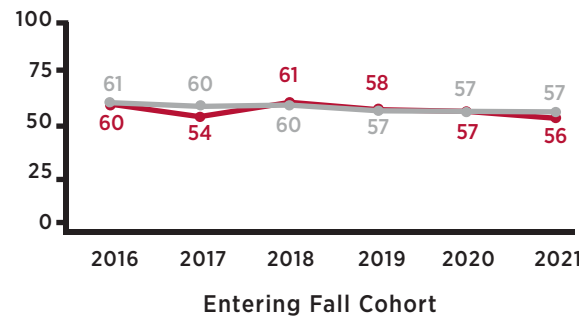
FIRST FALL TO SECOND FALL RETENTION RATE FOR FIRST-TIME, PART-TIME STUDENTS



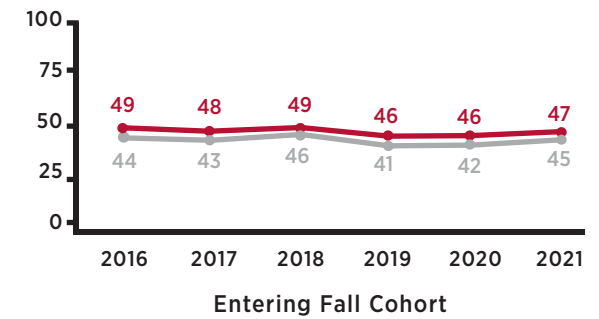
5 year Trend vs. Group Average - Normandale in Red



5 year Trend vs. Group Average - Normandale in Red



5 year Trend vs. Group Average - Normandale in Red



# Persistence and Completion

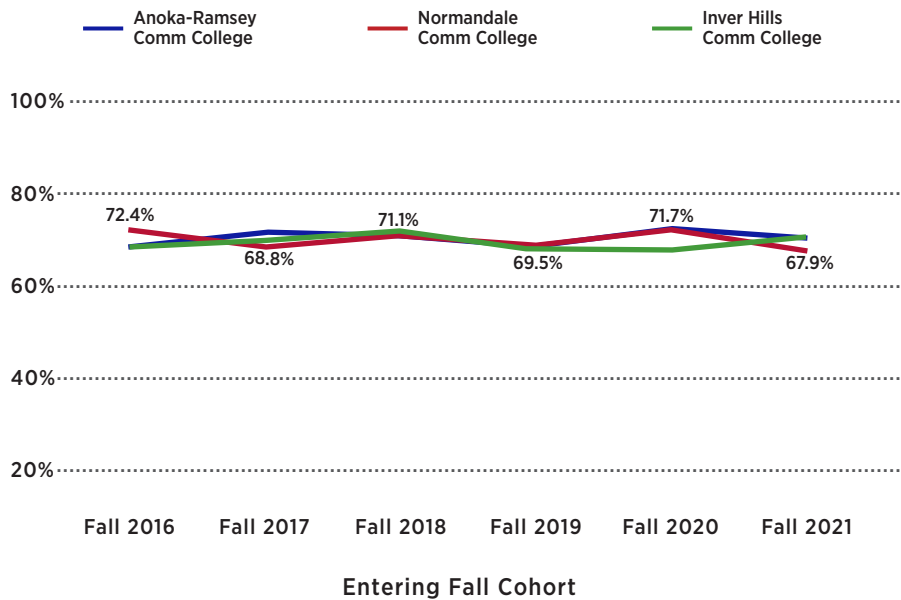
## SYSTEM COMPARISON - FULL-TIME STUDENTS

These plots show the persistence and completion rates for full-time undergraduates at Normandale and peer institutions. Definitions for persistence and completion are below.

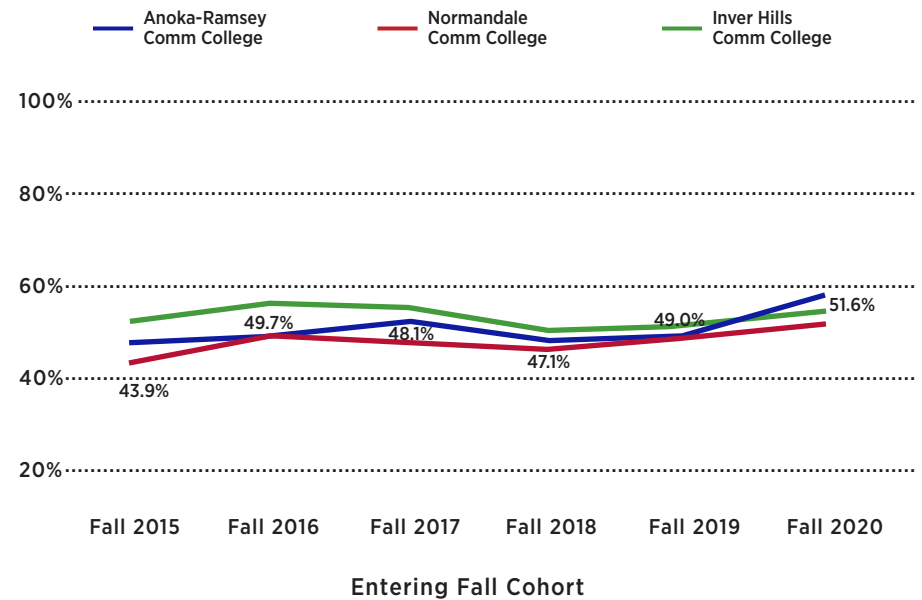
- **Persistence rate:** Percent of a fall entering cohort of undergraduate regular and transfer students who have been retained, graduated, or transferred by the second fall term following original fall enrollment.

- **Completion rate:** Percent of a fall entering cohort of undergraduate transfer and regular students that has completed. Completion is measured as graduation or transfer by the end of the third spring after entry at the college.

### Persistence (Retention + Graduation + Transfer)



### Completion





# Persistence and Completion

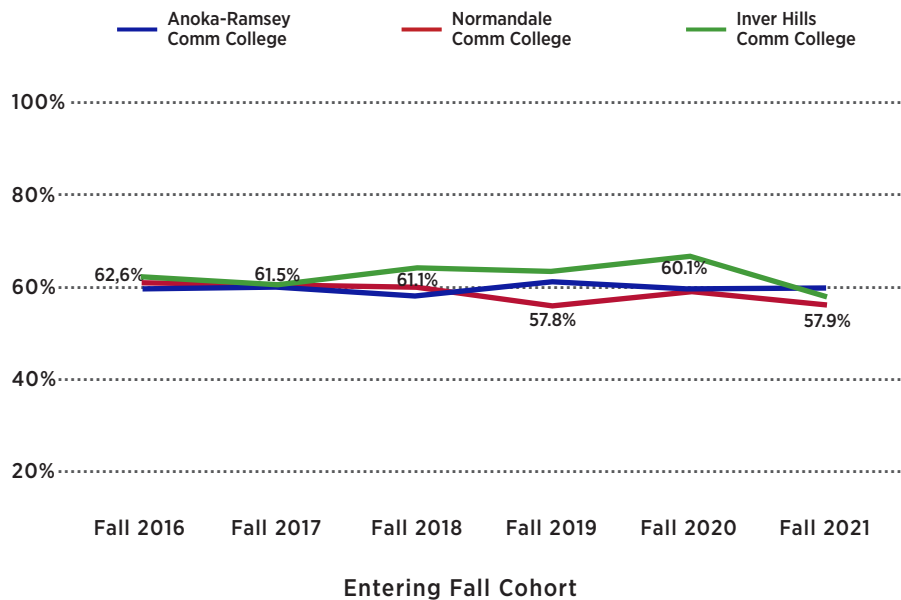
## SYSTEM COMPARISON - PART-TIME STUDENTS

These plots show the persistence and completion rates for part-time undergraduates at Normandale and peer institutions. Definitions for persistence and completion are below.

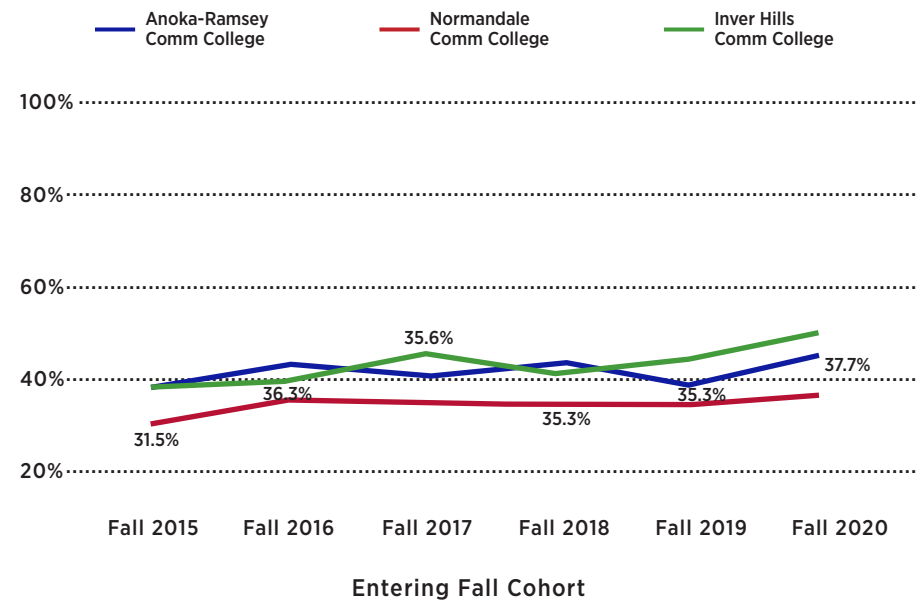
- **Persistence rate:** Percent of a fall entering cohort of undergraduate regular and transfer students who have been retained, graduated, or transferred by the second fall term following original fall enrollment.

- **Completion rate:** Percent of a fall entering cohort of undergraduate transfer and regular students that has completed. Completion is measured as graduation or transfer by the end of the third spring after entry at the college.

### Persistence (Retention + Graduation + Transfer)



### Completion



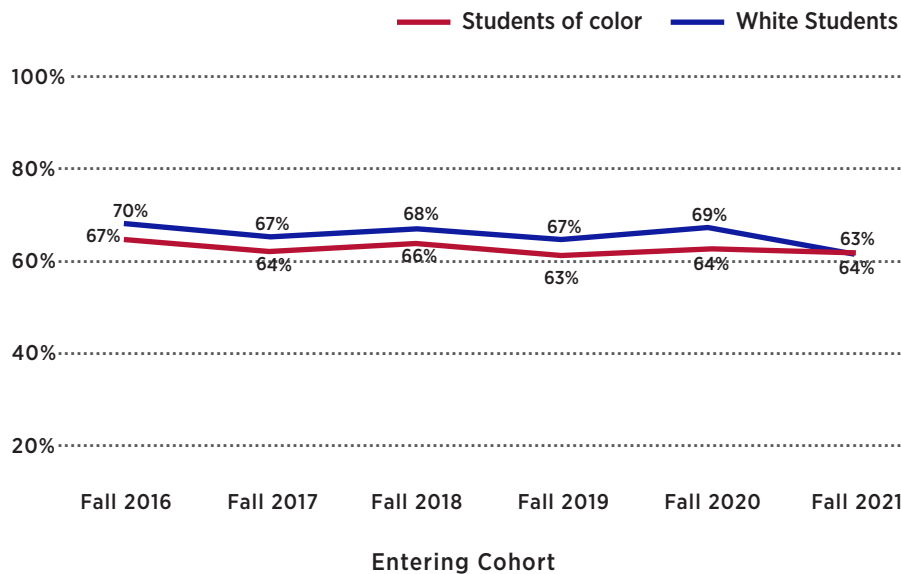
# Persistence and Completion

## NORMANDALE STUDENTS OF COLOR

These plots show the persistence and completion rates for undergraduates at Normandale by student-of-color status. Definitions for persistence and completion are below.

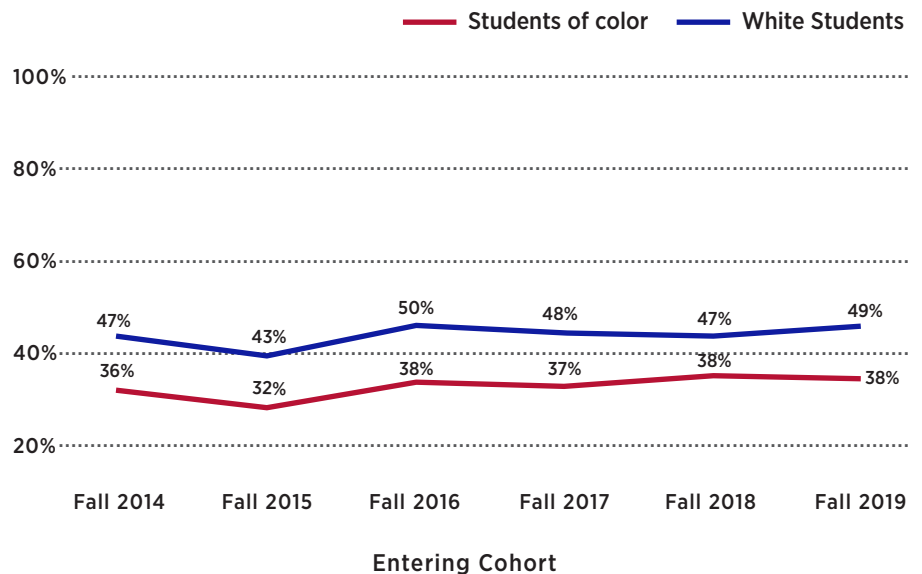
- **Persistence rate:** Percent of a fall entering cohort of undergraduate regular and transfer students who have been retained, graduated, or transferred by the second fall term following original fall enrollment.

### Persistence (Retention + Graduation + Transfer)



- **Completion rate:** Percent of a fall entering cohort of undergraduate transfer and regular students that has completed. Completion is measured as graduation or transfer by the end of the third spring after entry at the college.

### Completion





# AWARDS





# Declared Majors - Fall 2024

Below are declared majors for Fall 2024 degree-seeking undergraduates. (Degree-seeking students must declare a major in order to be eligible for federal financial aid.)

## DECLARED MAJORS BY DEGREE

DEGREE	COUNT	PERCENT
AA	2,878	36%
AAS	563	7%
AFA	130	2%
AS	2,491	31%
CERT	450	6%
Undecided	1,420	18%
<b>TOTAL</b>	<b>7,932</b>	<b>100%</b>

**Note:** Students can declare multiple majors making the total greater than the number of degree-seeking undergrads enrolled in this term.

## TOP 25 DECLARED MAJORS AND EMPHASES

DEGREE	MAJOR EMPHASIS DESCRIPTION	COUNT	PERCENT
Undecided	Undecided	1,420	18%
AA	Liberal Education	875	11%
AA	Nursing (Pre-acceptance)	827	10%
AS	Computer Science Transfer Pathway	566	7%
AA	Dental Hygiene (Pre-acceptance)	451	6%
AS	Business Transfer Pathway	446	6%
AA	Psychology Transfer Pathway	348	4%
AS	Engineering Broad Field	253	3%
AAS	Business: Marketing and Mgmt	247	3%
AS	Biology Transfer Pathway	237	3%
AS	Accounting Transfer Pathway	136	2%
AS	Nursing	134	2%
AS	Elementary Ed Fd Transfer Pathway	124	2%
AAS	Business Management	107	1%
AAS	Computer Technology	99	1%
AS	Criminal Justice Transfer Pathway	87	1%
AS	Health Sciences Broad Field	86	1%
AS	Chemistry Transfer Pathway	82	1%
AA	Comm Studies Transfer Pathway	78	1%
CERT	Marketing	72	1%
CERT	Nursing Assistant	63	1%
AA	Political Science Transfer Pathway	60	1%
AS	Data Analytics	59	1%
AS	Special Education Transfer Pathway	57	1%
CERT	Human Resource Management	56	1%
	Other majors & emphases	988	12%
<b>TOTAL</b>		<b>7,958</b>	<b>100%</b>

**Note:** Students can declare multiple majors and emphases (i.e., distinctions within the AA degree) making the total greater than the number of degree-seeking undergraduates enrolled this term.

# Awards

## ALL DEGREES AND CERTIFICATES BY FISCAL YEAR

AWARDS BY DEGREE LEVEL	2020	2021	2022	2023	2024
AA	688	704	880	699	670
AAS	52	58	75	77	51
AFA	13	22	28	23	33
AS	328	413	380	308	324
CERTIFICATE	148	172	201	264	201
<b>DEGREE AND CERTIFICATE TOTAL</b>	<b>1,229</b>	<b>1,369</b>	<b>1,564</b>	<b>1,371</b>	<b>1,279</b>

## ASSOCIATE OF ARTS - LIBERAL EDUCATION MAJORS BY EMPHASIS

AA AWARDS BY EMPHASIS	2020	2021	2022	2023	2023
GENERAL - NO EMPHASIS	571	557	734	583	521
ANTHROPOLOGY	6	7	1	2	4
ARCHAEOLOGY	0	2	1	1	3
ART	1	3	5	3	2
BIOSCIENCE	1	1	0	0	0
COMMUNICATION	12	1	1	0	0
COMM STUDIES TRANSFER PATHWAY	30	37	23	22	22
ECONOMICS TRANSFER PATHWAY	10	4	14	4	19
ENGLISH TRANSFER PATHWAY	0	0	1	2	7
FRENCH	3	2	1	5	2
GEOGRAPHY	1	4	2	2	3
GERMAN	1	0	1	0	0
HISTORY	1	1	0	0	0
HISTORY TRANSFER PATHWAY	2	4	3	4	6
LITERARY STUDIES	0	1	0	0	0
MATHEMATICS TRANSFER PATHWAY	2	5	6	6	6
PHILOSOPHY	10	9	8	3	6
PHOTOGRAPHY	2	0	1	0	0
PHYSICS	0	1	1	1	1
POLITICAL SCIENCE	0	1	0	0	0
POLITICAL SCIENCE TRANSFER PATHWAY	5	7	5	8	9
PSYCHOLOGY	6	4	1	0	0
PSYCHOLOGY TRANSFER PATHWAY	15	36	41	39	47
SOCIOLOGY	1	2	0	0	0
SOCIOLOGY TRANSFER PATHWAY	5	10	12	6	9
SPANISH	1	1	0	0	0
SPANISH TRANSFER PATHWAY	3	6	3	5	5
WOMEN'S STUDIES	0	0	2	2	0
<b>TOTAL EMPHASES</b>	<b>689</b>	<b>706</b>	<b>881</b>	<b>699</b>	<b>672</b>

**Note:** Liberal Arts majors can earn multiple emphases, so total emphases earned may be greater than the AA total above.



# Awards

## ASSOCIATE OF APPLIED SCIENCE BY MAJOR

AAS AWARDS BY MAJOR	2020	2021	2022	2023	2024
BUSINESS-MARKETING AND MGMT	18	21	34	36	27
COMPUTER TECHNOLOGY	8	14	14	21	11
COMPUTERS/INFORMATION MGMT	14	7	11	5	6
DIETETIC TECHNOLOGY	7	4	8	0	0
HEALTHCARE SYSTEMS TECHNOLOGY	1	1	2	1	1
HOSPITALITY MANAGEMENT	1	8	5	10	3
INFORMATICS FOR HEALTHCARE	0	0	0	1	2
VACUUM AND THIN FILM TECHNOLOGY	3	3	1	3	1
<b>ASSOCIATE OF APPLIED SCIENCE TOTAL</b>	<b>52</b>	<b>58</b>	<b>75</b>	<b>77</b>	<b>51</b>

## ASSOCIATE OF SCIENCE BY MAJOR

AS AWARDS BY MAJOR	2020	2021	2022	2023	2024
ACCOUNTING	21	6	2	0	0
ACCOUNTING TRANSFER PATHWAY	12	17	24	22	15
APPLIED MATHEMATICS	1	0	2	1	0
BIOLOGY	6	11	1	0	0
BIOLOGY TRANSFER PATHWAY	0	3	10	10	14
BUSINESS	10	10	1	0	0
BUSINESS TRANSFER PATHWAY	39	71	91	55	74
CHEMISTRY TRANSFER PATHWAY	3	7	6	3	6
COMMUNITY HEALTH EDUCATION	1	1	0	1	2
COMPUTER SCIENCE	17	11	0	1	0
COMPUTER SCIENCE TRANSFER PATHWAY	21	38	51	38	50
CRIMINAL JUSTICE	11	10	7	0	1
CRIMINAL JUSTICE TRANSFER PATHWAY	1	8	9	12	6
DATA ANALYTICS	3	1	3	5	2
DENTAL HYGIENE	16	18	19	22	23
ELEMENTARY EDUCATION FNDTNS	5	4	0	0	0
ELEM ED FNDTNS TRANSFER PATHWAY	13	22	21	11	8
ENGINEERING BROAD FIELD	25	33	32	18	11
ENGINEERING FOUNDATIONS	7	5	6	4	7
EXERCISE SCIENCE	5	2	0	1	0
EXERCISE SCIENCE TRANSFER PATHWAY	2	9	4	9	4
FOOD SCIENCE	1	0	2	1	4
HEALTH SCIENCES BROAD FIELD	2	11	9	10	6
INDIVIDUALIZED STUDIES	1	3	1	0	0
LAW ENFORCEMENT	24	23	5	1	1
LAW ENFORCEMENT TRANSFER PATHWAY	0	3	8	8	7
NURSING	79	80	60	64	76
PEACE OFCR/PUBLIC SFTY TRNSFR PTHWY	0	0	0	0	5
PUBLIC HEALTH	0	0	0	1	1
SPECIAL EDUCATION FOUNDATIONS	1	1	1	0	0
SPECIAL ED TRANSFER PATHWAY	1	5	5	10	1
<b>ASSOCIATE OF SCIENCE TOTAL</b>	<b>328</b>	<b>413</b>	<b>380</b>	<b>308</b>	<b>324</b>

# Awards

## ASSOCIATE OF FINE ART BY MAJOR

AFA AWARDS BY MAJOR	2020	2021	2022	2023	2024
ART	3	1	0	0	0
ART TRANSFER PATHWAY	1	9	8	4	7
CREATIVE WRITING	2	5	9	11	13
MUSIC	2	3	5	4	2
THEATRE PERFORMANCE	2	1	0	0	0
THEATRE PERFORMANCE TRANSFER PATHWAY	1	2	3	3	4
THEATRE PRODUCTION AND DESIGN	2	0	1	0	0
THEATRE PROD & DESIGN TRANSFER PTHWY	0	1	2	1	7
<b>ASSOCIATE OF FINE ARTS TOTAL</b>	<b>13</b>	<b>22</b>	<b>28</b>	<b>23</b>	<b>33</b>

## CERTIFICATES

CERTIFICATES	2020	2021	2022	2023	2024
ACCOUNTING	3	10	16	20	11
BUSINESS SOFTWARE AND ADMIN MGMT	0	0	0	0	2
CASINO OPERATIONS AND MGMT	0	1	2	2	0
COMM HEALTH WORKER AND NAVIGATOR	12	16	17	35	32
COMPUTER TECHNOLOGY	8	5	7	8	10
COMPUTERS/INFORMATION MGMT	1	4	2	4	2
CREATIVE WRITING	0	3	0	2	0
EXERCISE SCIENCE	0	0	0	5	4
EXERCISE SPECIALIST	4	12	19	16	5
FAMILY STUDIES	0	0	1	1	1
FIELD ARCHEOLOGY	0	2	2	2	4
FOOD AND BEVERAGE MANAGEMENT	2	1	2	9	2
GENERAL BUSINESS	0	1	0	0	0
GLOBAL STUDIES	0	2	1	2	0
HOTEL MARKETING AND SALES	2	0	3	9	3
HOTEL OPERATIONS	4	1	3	8	1
HOTEL OPERATIONS MANAGEMENT	0	0	0	0	1
HUMAN RESOURCE MANAGEMENT	20	27	28	33	41
INTERNATIONAL EXPERIENCE	0	1	0	1	1
LAW ENFORCEMENT	1	4	1	5	0
MANAGEMENT	3	18	18	17	16
MARKETING	0	2	2	3	3
MARKETING MANAGEMENT	2	4	9	13	11
NURSING ASSISTANT	62	28	49	23	26
NUTRITION STUDIES	2	4	1	0	0
PEACE OFFICER	0	0	0	0	5
RELIGIOUS STUDIES	2	4	2	4	2
SMALL BUSINESS MANAGEMENT	4	4	4	12	11
SPANISH	4	8	2	7	2
TOURISM OPERATIONS AND MGMT	0	2	0	1	0
VACUUM MAINTENANCE TECHNICIAN	3	3	2	6	0
VACUUM TECHNOLOGY	9	5	8	16	5
<b>CERTIFICATE TOTAL</b>	<b>148</b>	<b>172</b>	<b>201</b>	<b>264</b>	<b>201</b>

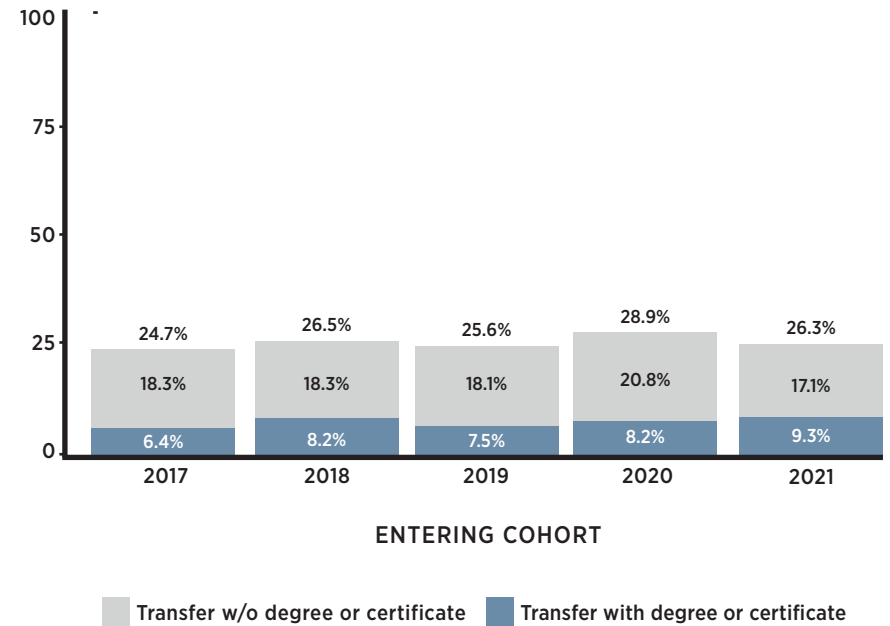
# Transfers to 4-year Institutions

Four-year transfer outcomes and destinations are measured for fall entering cohorts of degree-seeking students three years after they started at Normandale.

## TOP 4-YEAR TRANSFER DESTINATIONS - FALL 2021 COHORT

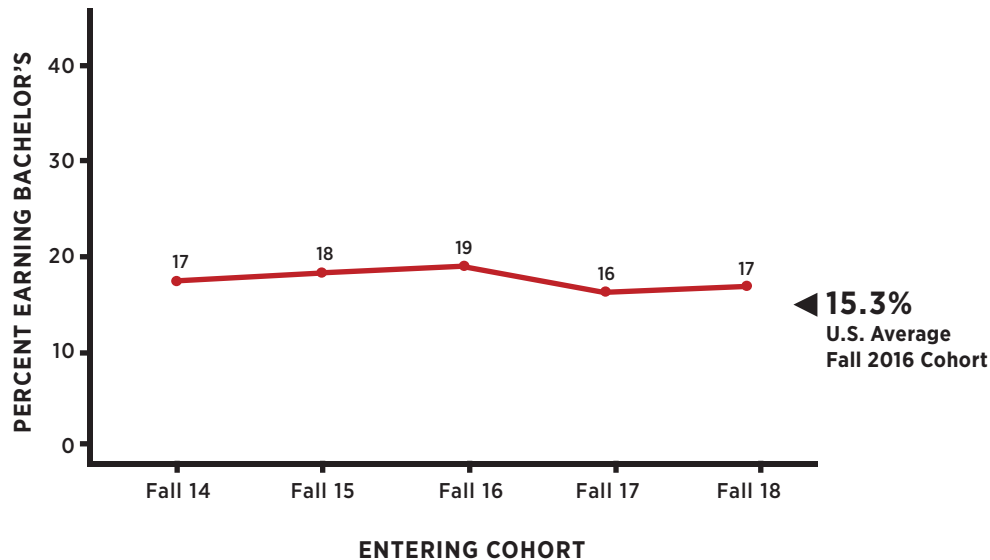
INSTITUTION NAME	STUDENTS	% OF TRANSFERS
Univ. of Minnesota-Twin Cities Undergrad	155	27%
Metropolitan State University	71	12%
Minnesota State University - Mankato	52	9%
St. Catherine University	16	3%
University of St Thomas	15	3%
Univ. of Minnesota-Duluth Undergraduate	13	2%
Concordia University - Cohort/Scs	12	2%
Herzing University-Minneapolis	11	2%
Augsburg University	10	2%
Hamline University	9	2%
Concordia University at St Paul	8	1%
Northwestern Health Sciences Univ-Chiropractic	8	1%
Rasmussen University - Bloomington	8	1%
University of Wisconsin - Eau Claire	7	1%
Western Governors University	7	1%
Arizona State University	5	1%
Bemidji State University	5	1%
Grand Canyon University-Traditional	5	1%
North Dakota State University	5	1%
Winona State University	5	1%

## 4-YEAR TRANSFER RATE



# Bachelor's Degree Attainment

The 6-year bachelor's degree completion rate for students who began their post-secondary education (first-time undergraduates, full- and part-time) at Normandale tends to be above the national average, based on a National Student Clearinghouse report\* for an analogous group of students nationally.



ENTERING COHORT	COHORT SIZE	EARN BACHELORS	PERCENT
Fall 2014	1,418	245	17%
Fall 2015	1,420	255	18%
Fall 2016	1,455	274	19%
Fall 2017	1,417	225	16%
Fall 2018	1,528	253	17%

\*Shapiro, D., Dundar, A., Huie, F., Wakhungu, P.K., Yuan, X., Nathan, A. & Hwang, Y. (September 2017, updated October 2024). Tracking Transfer: Measures of Effectiveness in Helping Community College Students to Complete Bachelor's Degrees (Signature Report No. 13). Herndon, VA: National Student Clearinghouse Research Center.



## NORMANDALE FACTBOOK 2024-25

[NORMANDALE.EDU/WHY-NORMANDALE/ABOUT](https://normandale.edu/why-normandale/about)

---

A MEMBER OF THE MINNESOTA STATE SYSTEM  
An affirmative action, equal opportunity educator and employer.